

HEPATITIS C: THE STATE OF MEDICAID ACCESS

The Center for Health Law and Policy Innovation of Harvard Law School (CHLPI) and the National Viral Hepatitis Roundtable (NVHR) share a commitment to ensuring that all individuals living with hepatitis C (HCV) are able to access the cure for HCV, the deadliest infectious disease in the United States. We are pleased to report that our collective advocacy since 2014 is working.

In particular, the launch of our *Hepatitis C: The State of Medicaid Access* report in 2017 has successfully support efforts to eliminate treatment access restrictions. Since 2017, 29 states have either eliminated or reduced their fibrosis restrictions, 11 have loosened their sobriety restrictions, and 13 have scaled back their prescriber restrictions.

While we have enjoyed numerous successes over the past year, our work is ongoing as states persist in imposing discriminatory treatment access restrictions. CHLPI and NVHR remain committed to capitalizing on the momentum we enjoy today and to advocating for the removal of all states' HCV treatment access restrictions.

Eliminating treatment access restrictions is a necessary step toward ending HCV in the United States. We have the tools to eliminate HCV, but it requires the removal of all discriminatory HCV treatment access restrictions as well as leadership and resources to turn the promise of the cure into a reality for all.

For more information about *Hepatitis C: The State of Medicaid Access* please go to www.stateofhepc.org.

Updated November 01, 2019



CENTER *for* HEALTH LAW
and POLICY INNOVATION
HARVARD LAW SCHOOL

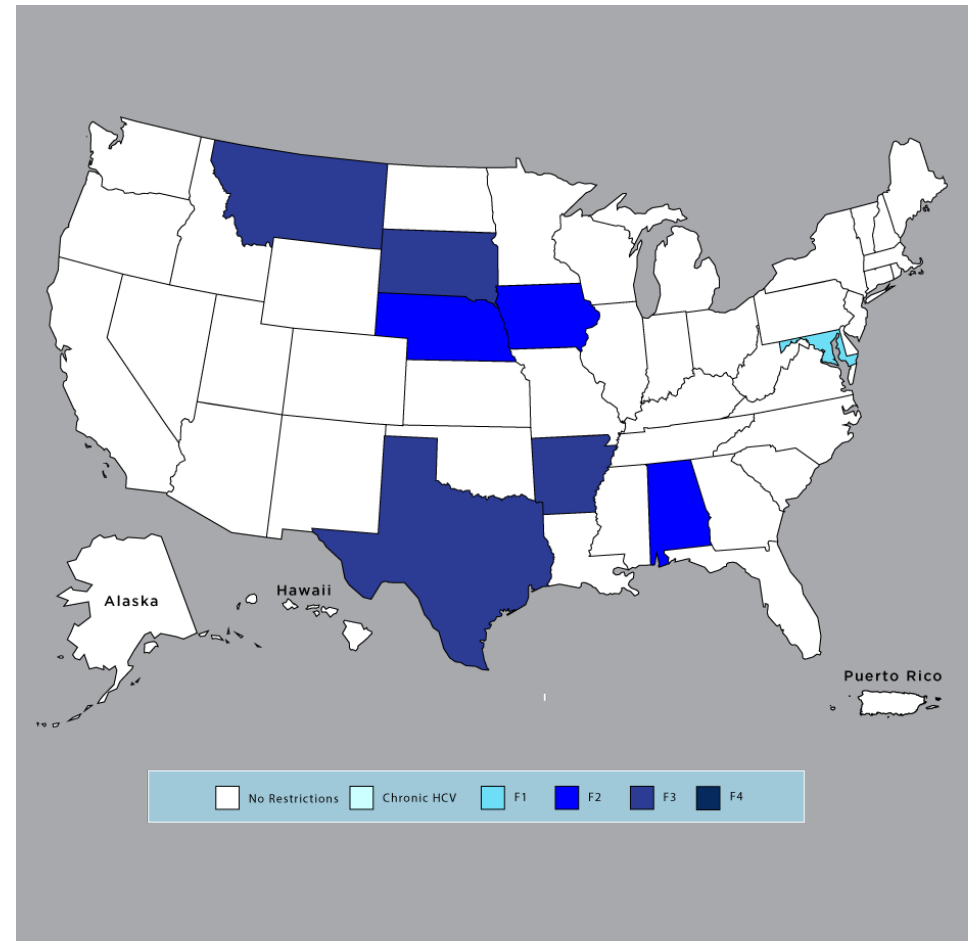
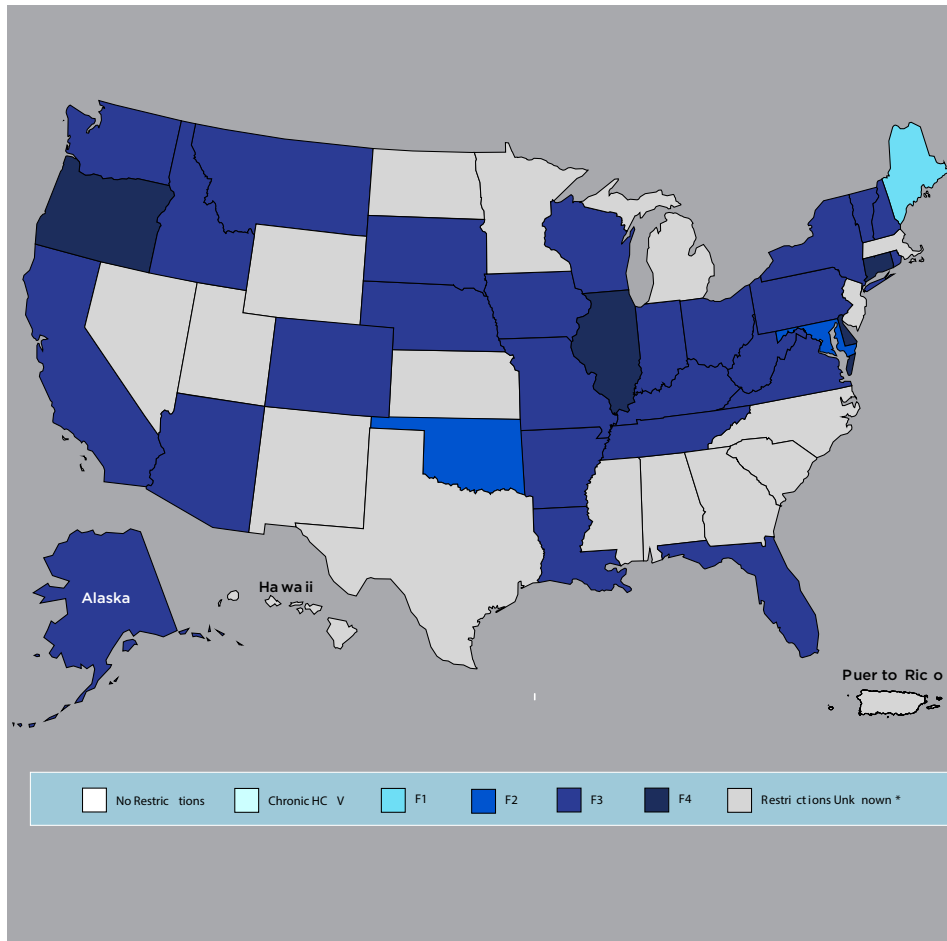


NVHR
National Viral Hepatitis Roundtable

FIBROSIS RESTRICTIONS

2014

2019



FIBROSIS RESTRICTIONS AS OF 11/01/19

No Restrictions

Alaska
Arizona
California
Colorado
 Connecticut
Delaware
District of Columbia
 Florida
 Georgia
Hawaii
Idaho
Illinois
Indiana
Kansas
Kentucky
Louisiana
 Maine
 Massachusetts
Michigan
 Minnesota
 Mississippi
Missouri
 Nevada
 New Hampshire
New Jersey
New Mexico
 New York
North Carolina
 North Dakota
Ohio
Oklahoma
Oregon
Pennsylvania
 Puerto Rico
Rhode Island
 South Carolina
Tennessee
Utah
Vermont
 Virginia
 Washington
West Virginia
 Wisconsin
 Wyoming

F1

Maryland

F2

Alabama
Iowa
Nebraska

F3

Arkansas
 Montana
 South Dakota
 Texas

Percentage of States | **85%**

Number of States | **44**

Percentage of States | **2%**

Number of States | **1**

Percentage of States | **6%**

Number of States | **3**

Percentage of States | **7%**

Number of States | **4**

Bolded text indicates movement since October 2017

SOBRIETY RESTRICTIONS AS OF 11/01/19

No Restrictions

California
 Connecticut
 Indiana
Maine
 Massachusetts
 Missouri
 Nevada
 New Jersey
Oregon
 Rhode Island
 Utah
 Vermont
 Washington
Wisconsin

Screening and Counseling

Alaska
 Colorado
 Delaware
 District of
 Columbia
 Georgia
Hawaii
Idaho
 Illinois
Louisiana
Kentucky
 Maryland
Michigan
 New Hampshire
 New Mexico
 New York
 North Carolina
Oklahoma
 Pennsylvania
 South Carolina
 Virginia

1 Month

Florida
 Wyoming

3 Months

Arizona
 Iowa
Kansas
North Dakota
 Texas
 West Virginia

6 Months

Alabama
 Arkansas
 Minnesota
 Mississippi
 Montana
 Nebraska
 Ohio
 Puerto Rico
 South Dakota
 Tennessee

Percentage of States | 27%

Number of States | 14

Percentage of States | 38%

Number of States | 20

Percentage of States | 4%

Number of States | 2

Percentage of States | 11%

Number of States | 6

Percentage of States | 20%

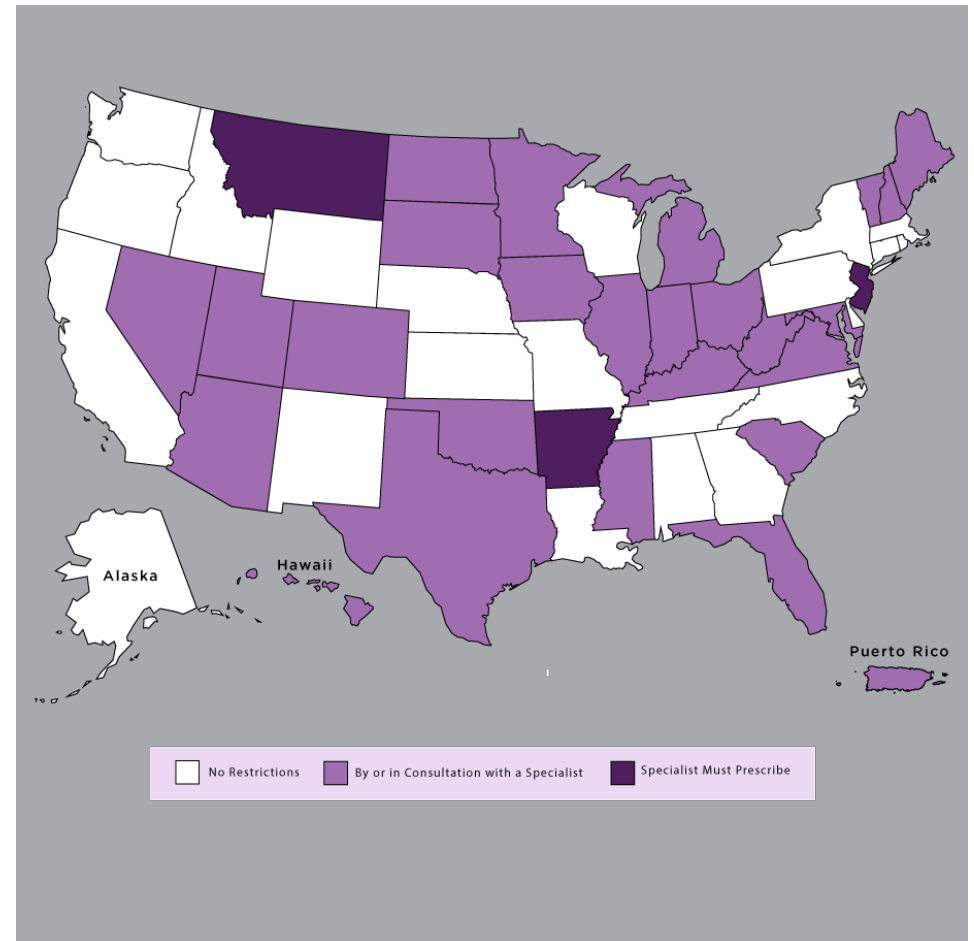
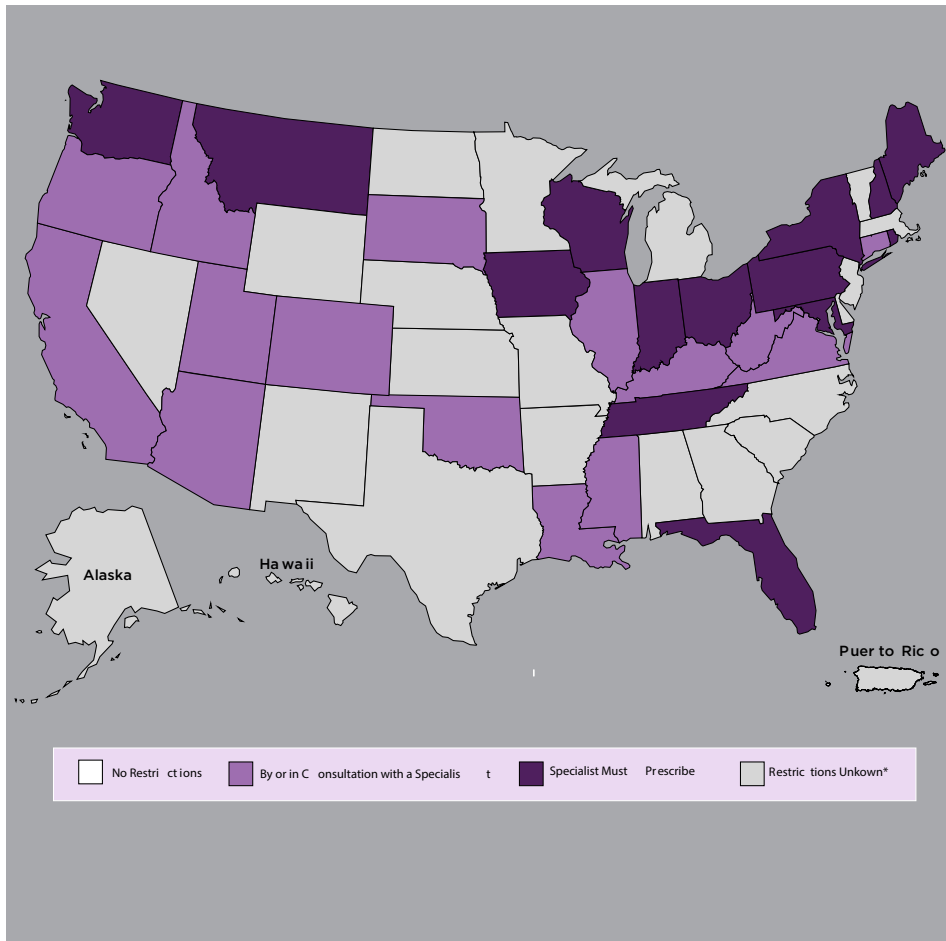
Number of States | 10

Bolded text indicates movement since October 2017

PRESCRIBER RESTRICTIONS

2014

2019



PRESCRIBER RESTRICTIONS AS OF 11/01/19

No Restrictions

Alabama
Alaska
California
Connecticut
Delaware
Georgia
Idaho
Kansas
Louisiana
Massachusetts
Missouri
Nebraska
New Mexico
New York
North Carolina
Oregon
Pennsylvania
Rhode Island
Tennessee
Washington
Wisconsin
Wyoming

Percentage of States | 42%

Number of States | 22

By or in Consultation

Arizona
Colorado
District of Columbia
Florida
Hawaii
Illinois
Iowa
Indiana
Kentucky
Maine
Maryland
Michigan
Minnesota
Mississippi
Nevada
New Hampshire
North Dakota
Ohio
Oklahoma
Puerto Rico
South Carolina
South Dakota
Texas
Utah
Vermont
Virginia
West Virginia

Percentage of States | 52%

Number of States | 27

Specialist

Arkansas
Montana
New Jersey

Percentage of States | 6%

Number of States | 3

Bolded text indicates movement since October 2017